




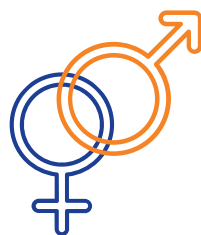
In Western Australia there were
22 DEATHS
from 2014 to 2018
DUE TO
BURNS & SCALDS

HOSPITALISATIONS



2015 to 2019
5,755

GENDER



2015 to 2019
62.9%
MALE

AGE RANGE



2015 to 2019
25-44 EXPERIENCED THE HIGHEST RATE OF HOSPITALISATIONS

COST



2019
1,307 HOSPITALISATIONS
6,263 BED DAYS
APPROX. **\$12,846,798**

ACCOUNTS FOR



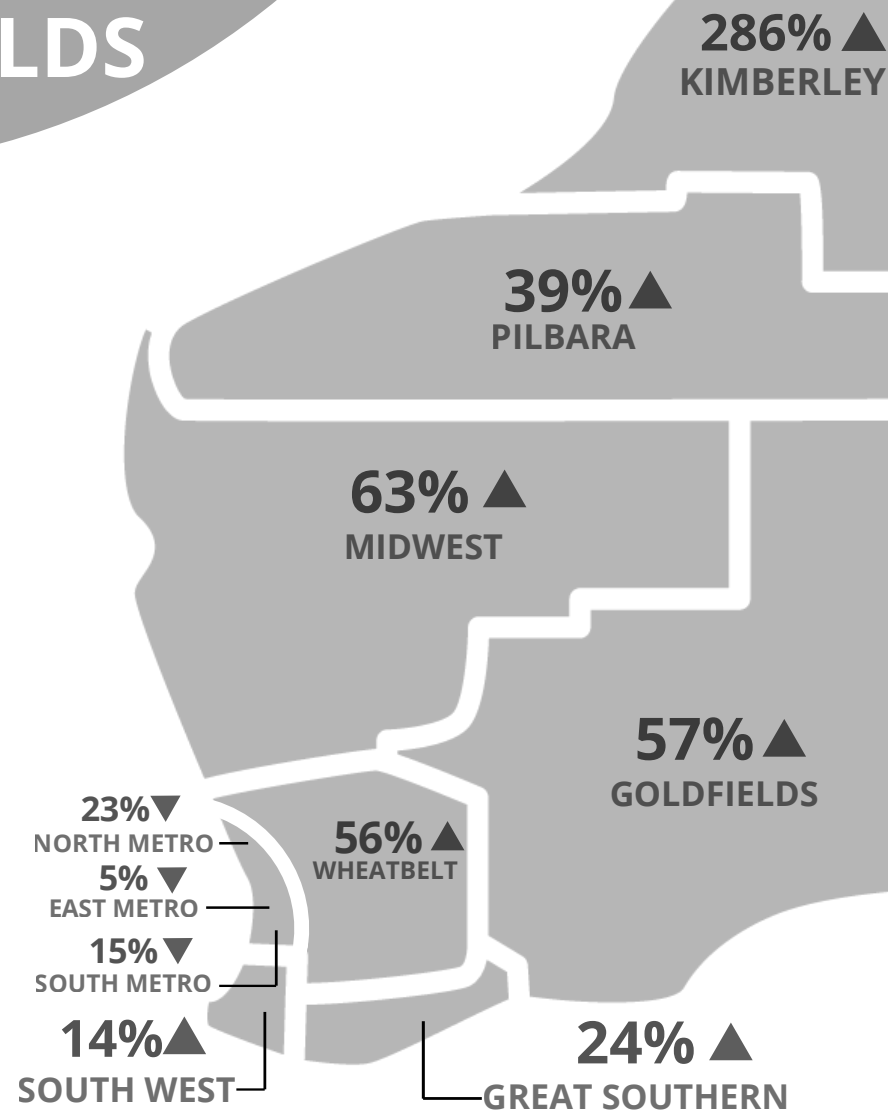
2015 to 2019
0.91%
OF HOSPITALISATIONS
BY EXTERNAL CAUSES

FOCUS

In Western Australia, Aboriginal peoples make up 3.1% of the population, however **16.17%** of **burns & scalds** hospitalisations were Aboriginal peoples between 2011 and 2015.

Reference:
Data generated using HealthTracks Reporting tool, by the Epidemiology Branch, WA Department of Health in collaboration with the Cooperative Research Centre for Spatial Information (CRC-SI). March 2021.

The Know Injury program is provided by Injury Matters and funded by the Western Australian Department of Health.



Difference in regional hospitalisation rates compared to the WA State hospitalisation rate, 2015 - 2019