


In Western Australia there were
895 DEATHS
 from 2014 to 2018
 DUE TO
TRANSPORT


HOSPITALISATIONS



2015 to 2019

33,117

GENDER



2015 to 2019

67.7%

MALE

AGE RANGE



2015 to 2019

25-44 EXPERIENCED THE HIGHEST RATE OF HOSPITALISATIONS

COST



2019

6,718 HOSPITALISATIONS

27,448 BED DAYS

\$66,312,705

APPROX.

ACCOUNTS FOR



2015 to 2019

5.26%
OF HOSPITALISATIONS
BY EXTERNAL CAUSES

FOCUS

In Western Australia, Aboriginal peoples make up 3.1% of the population, however **7.05%** of **transport** hospitalisations were Aboriginal peoples between 2011 and 2015.

Reference:

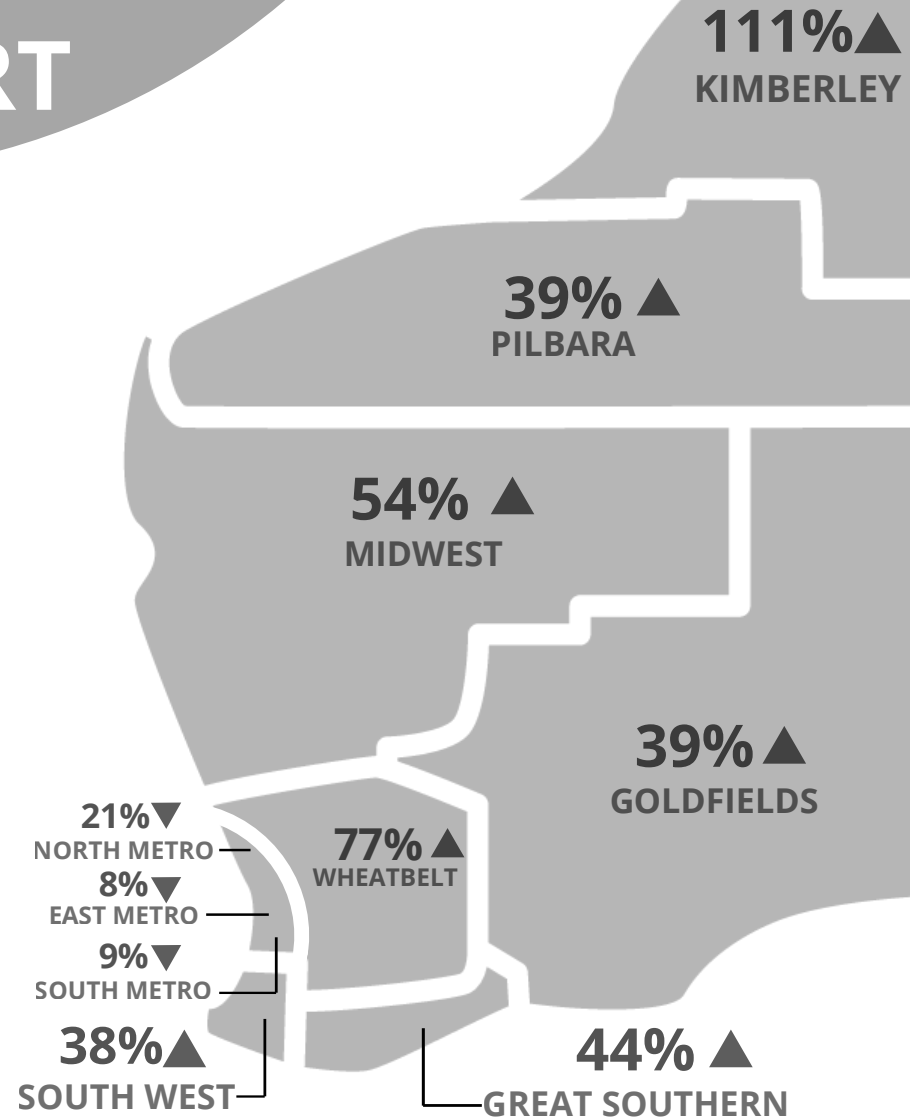
Data generated using HealthTracks Reporting tool, by the Epidemiology Branch, WA Department of Health in collaboration with the Cooperative Research Centre for Spatial Information (CRC-SI). March 2021.

The Know Injury program is provided by Injury Matters and funded by the Western Australian Department of Health.

Partner:



Department of Health



Difference in regional hospitalisation rates compared to the WA State hospitalisation rate, 2015 - 2019