



In Western Australia there were  
**211 DEATHS**  
 from 2014 to 2018  
 DUE TO  
**DROWNING**




**HOSPITALISATIONS**



2015 to 2019  
**5,729**

**GENDER**



2015 to 2019  
**60.1%**  
 MALE

**AGE RANGE**



2015 to 2019  
**65+** EXPERIENCED THE HIGHEST RATE OF HOSPITALISATIONS

**COST**

2019  
**644** HOSPITALISATIONS  
**4,717** BED DAYS  
 APPROX. **\$7,686,559**

**ACCOUNTS FOR**



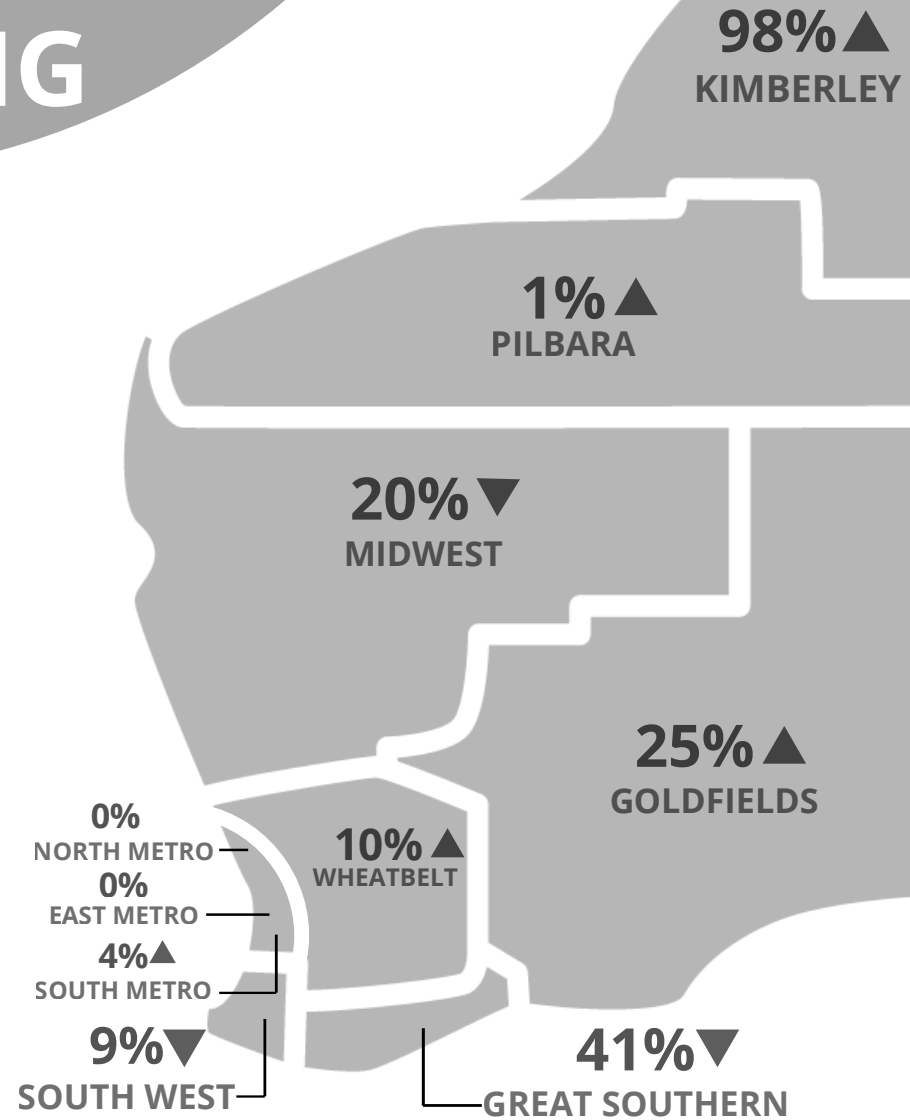
2015 to 2019  
**0.91%**  
 OF HOSPITALISATIONS  
 BY EXTERNAL CAUSES

**FOCUS**

In Western Australia, Aboriginal peoples make up 3.1% of the population, however **6.9%** of **drowning** hospitalisations were Aboriginal peoples between 2011 and 2015.

Reference:  
 Data generated using HealthTracks Reporting tool, by the Epidemiology Branch, WA Department of Health in collaboration with the Cooperative Research Centre for Spatial Information (CRC-SI). March 2021.

The Know Injury program is provided by Injury Matters and funded by the Western Australian Department of Health.



Difference in regional hospitalisation rates compared to the WA State hospitalisation rate, 2015 - 2019